










# All Product Spec Sheet



QUIET COOL FANS	PRODUCT DESCRIPTION	PART NUMBER	MOTOR VOLTAGE	MOTOR WATTS	AIRFLOW CFM	DUCT DIA	DUCT LGTH	HEAD DIA.	HEAD LGTH	SOUND LEVEL	R VALUE	ROUGH OPENING	GRILL DIM.	CASE WGT (SW)	CFM PER WATT
	<b>ENERGY SAVER 1434</b> CFM Fan - 1 Speed	QC ES-1500	120	64.5	1434	14"	6'	14.5"	13.5"	43 db	5	14.25"X14.25"	16"X16"	40	22.23
	<b>ENERGY SAVER 2492</b> CFM Fan - 2 Speed	QC ES-2250	120	HIGH	HIGH	16"	6'	16.5"	13.5"	HIGH	5	14.25"X18.25"	16" X 20"	48	HIGH
				LOW	LOW					LOW					LOW
	<b>ENERGY SAVER 3081</b> CFM Fan - 2 Speed	QC ES-3100	120	HIGH	HIGH	16"	6'	16.5"	13.5"	HIGH	5	14.25"X22.25"	16" X 24"	56	HIGH
				LOW	LOW					LOW					LOW
	<b>ENERGY SAVER 4195</b> CFM Fan - 2 Speed	QC ES-4700	120	HIGH	HIGH	18"	9'	18.5"	13.5"	HIGH	5	14.25"X30.25"	16" X 32"	75	HIGH
				LOW	LOW					LOW					LOW
	<b>ENERGY SAVER 5003</b> CFM Fan - 2 Speed	QC ES-5400	120	HIGH	HIGH	20"	9'	20.5"	13.5"	HIGH	5	14.25"X30.25"	16" X 32"	97	HIGH
				LOW	LOW					LOW					LOW
	<b>ENERGY SAVER 5003</b> CFM Fan - 2 Speed	QC ES-6000	120	HIGH	HIGH	22"	9'	22.5"	13.5"	HIGH	5	14.25"X36.25"	16" X 38"	103	HIGH
				LOW	LOW					LOW					LOW
	<b>ENERGY SAVER 6878</b> CFM Fan - 2 Speed	QC ES-7000	120	HIGH	HIGH	24"	9'	24.5"	13.5"	HIGH	5	14.25"X36.25"	16" X 38"	108	HIGH
				LOW	LOW					LOW					LOW